




Stainless steel outer frame



Stainless steel inner lid



Water proof/
Odor prevention



For mortar (Reinforcement part)



Filling depth (Reinforcement part)



Japanese public building certified product



Spanner lock



Screw handle



For pedestrian



Customize

Special size(Outer frame)
300x300~900x900mm or
600x1179mm


Water Proof & Odor Prevention

Water Proof/Odor Prevention
Type with enhanced waterproof and odor prevention effects by using 4 bolts and rubber packing.

All Stainless Steel
Main body is made of Stainless Steel that is superior to corrosion (Except Anchor)

Filling Depth (Lid Reinforcement part) 26mm
Dedicated type for filling mortar

Prevent Water Invasion
The structure provides that water is not easy to accumulate inside by the gasket on the back of inner lid.



Big Size
Corresponds to the size up to 600x1179

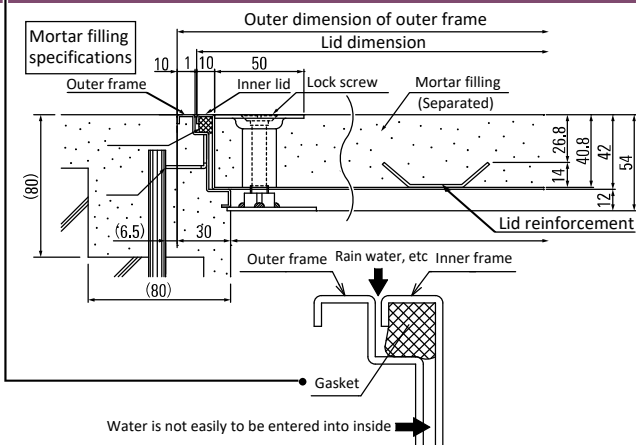


Screw Pull-Up Handle
Screw pull-up handle to use by hooking it onto the head of screw head.

● Screw Pull-Up Handle is the alternative for Hexagonal wrench.



Fitted diagram



Option Screw Pull-Up Handle

Name	Unit	QTY/CTN
FWMPDHD	1 set (2 pcs)	1

Parts	Material	Finish	Note
Inner lid	SUS304	Hairline frame	
Outer frame	SUS304	Hairline frame	
Lid reinforcement	SUS304	-	
Gasket	Chloroprene rubber	-	
Lock screw	Stainless	-	M10
Anchor	SGHC-Z27	-	

Size	Effective opening (mm)	Outer frame dimension (mm)	Lid dimension (mm)	Lid reinforcement	Lid Qty	Model	Unit	Packed qty (carton)	Accessories(pcs)		Lid weight (kg)
									Spacer	Pull-up handle	
45	390	450	428	1	1	FWP245		2	8	2	18.2
60	540	600	578	2	1	FWP260		1	12	2	33.2
75	690	750	363.5×728	1	2	FWP275	1	1	14	2	26.0
90	840	900	438.5×878	2	2	FWP290		1	14	2	37.8
6012	540×1119	600×1179	578	2	2	FWP26012		1	14	2	33.2

● This type is Mortar filling type ● is made to order

Note

- To make the effect of water proof and odor prevention properly, filling mortar tightly when enforcement.
- Clean the gasket to keep the effect of water proof and odor prevention, when the enforcement and inner lid open and close.
- Avoid installing in the place where it's always submerged in water or snow fall.